

How to Guide

Content and Consent Template Registration Process for Jio DLT

Content Template Process

1. Select Template > Content Template Registration
2. Choose template type as SMS
3. Select a Category from the drop-down list
4. Choose the Template type of communication – Promotional / Transactional / Service Inferred / Service Explicit. [Know more here](#)
 - For your transactional templates select the ‘Service Inferred’ category. Transactional category templates are reserved for bank OTPs only.
5. Search and select all Headers that you would want to use with this template
 - You can select **multiple headers** for a template. Ensure all the headers that are required for the template are selected during creation.
6. Add the template content in the ‘template content’ text box and click Submit
 - Currently, Jio DLT supports templates in English language only

Content Template Validations

- 2 or more spaces are not supposed to use between 2 words, before word or after word.
- All special characters (found on keyboard) are allowed, except < and > symbols.
- Variable format is {#var#} which is case sensitive
- Variable can be inserted by clicking the radio button (insert variable) above text box
- Trans/Service category messages should have variable mandatorily.
- Promo category can have complete fixed content or with variable part
- There is no limitation in no. of variable per message but each variable length can’t exceed 30 chars
- Values like amount, date, a/c no, merchant names, OTP, codes, URL, customer names, card type, etc. needs to be replaced with variables.
- In case trying to upload same template, portal would show an error as “Template Message already registered (Template Name - ****)”
- **According to new guidelines shared by operators, all content templates must include your brand name/complete business name/trademark in the message footer.** See how to add your brand name/entity name in the examples below. The brand names are highlighted.

Scenario	Entity Name	Sample DLT templates
Entities notably called with abbreviations and unique	Entity Name: State Bank of India	<ul style="list-style-type: none">• OTP for online purchase of Rs. {#var#} at {#var#} thru State Bank Debit Card {#var#} is



	<p>Brand:</p> <ul style="list-style-type: none"> State Bank of India SBI 	<p>{#var#}. Do not share this with anyone – SBI</p> <ul style="list-style-type: none"> OTP for online purchase of Rs. {#var#} at {#var#} thru State Bank Debit Card {#var#} is {#var#}. Do not share this with anyone – State Bank of India
<p>Entities whose abbreviations represent 2 different names, must use complete entity name at the footer.</p>	<p>Entity name with same abbreviations:</p> <ul style="list-style-type: none"> National Payments Corporation of India (NPCI) Nuclear Power Corporation of India LTD (NPCI) 	<ul style="list-style-type: none"> Amt. of {#var#} for {#var#} ({#var#}) will be credited to your A/C of {#var#} - National Payments Corporation of India Amt. of {#var#} for {#var#} ({#var#}) has been generated with the due date of {#var#} – Nuclear Power Corporation of India
<p>Entities whose registered name is different from their registered trademark name can use their trademark name.</p>	<p>Entity Name: Bundl Technologies Private Ltd Brand: Swiggy</p> <p>Entity Name: Atria Convergence Technologies Ltd Brand: ACT Fibernet</p>	<ul style="list-style-type: none"> Dear Customer, ₹{#var#} has been deducted from your Swiggy Money balance at {#var#}. Updated Swiggy Money balance is ₹{#var#} – Swiggy Dear Customer, thank you for choosing ACT. Our engineer will visit in the next {#var#} hours. – ACT Fibernet
<p>Entities having multiples brands operated under its registered name, should use their complete brand name.</p>	<p>Entity Name: Aditya Birla Fashion and Retail Limited</p> <p>Brands:</p> <ul style="list-style-type: none"> Pantaloons American Eagle Louis Philippe 	<ul style="list-style-type: none"> Congratulations! \n Your shopping has unlocked a gift voucher of Rs. {#var#} on Rs. {#var#} spend. Valid till 15th Dec. TC. Use Code: {#var#} – Pantaloons As we turn 2 in India, visit the American Eagle store and get a {#var#} OFF, exclusively for you! Limited period offer. *T&C apply– American Eagle Congratulations! \n Your shopping has unlocked a gift voucher of Rs.{#var#} redeemable at {#var#} on Rs.{#var#} spend. Valid till {#var#}. TC. Use Code: {#var#} – Louis Philippe

Step 1

Dashboard Header SMS Template Campaign Customers's Consent

Dashboard

- Consent Template Registration
- Consent Template Details
- Content Template Registration
- Content Template Details

 Entity 

Step 2

Content Template Registration

Template Type *
SMS
Voice

Category *

Choose Header *

Content Template name *

Step 3

Content Template Registration

Template Type *
SMS

Type of Communication *

Content Template name *

Note: PE name/trade name should be mentioned in the Content mandatorily.

Template Content

Category *
Banking / Insurance / Financial products / credit cards
Real Estate
Education
Health
Consumer Goods and Automobiles
Communication / Broadcasting / Entertainment / IT
Tourism and Leisure
Food and Beverages
Others

For Variable value use {#var#}.Character limit for the variable shall be between 0-30 characters.

Step 4

Content Template Registration

Template Type *
SMS

Type of Communication *

Content Template name *

Note: PE name/trade name should be mentioned in the Content mandatorily.

Template Content

Category *
Communication / Broadcasting / Entertainment / IT

Choose Header *

Select a Value
Promotion
Service - Explicit
Service Inferred

For Variable value use {#var#}.Character limit for the variable shall be between 0-30 characters.

Submit

Step 5

Content Template Registration

Template Type *
SMS

Type of Communication *

Content Template name *

Note: PE name/trade name should be mentioned in the Content mandatorily.

Template Content

Category *
Communication / Broadcasting / Entertainment / IT

Choose Header *

Header is a required field

For Variable value use {#var#}.Character limit for the variable shall be between 0-30 characters.

Submit

Consent Template Process

1. Select Template > Consent Registration
2. Add a template name and your brand name
3. Add 'Template Consent'

Examples of Scope of Consent:

Would Like to Send Communication Regarding All Marketing Offers and Events to Our Registered Customers

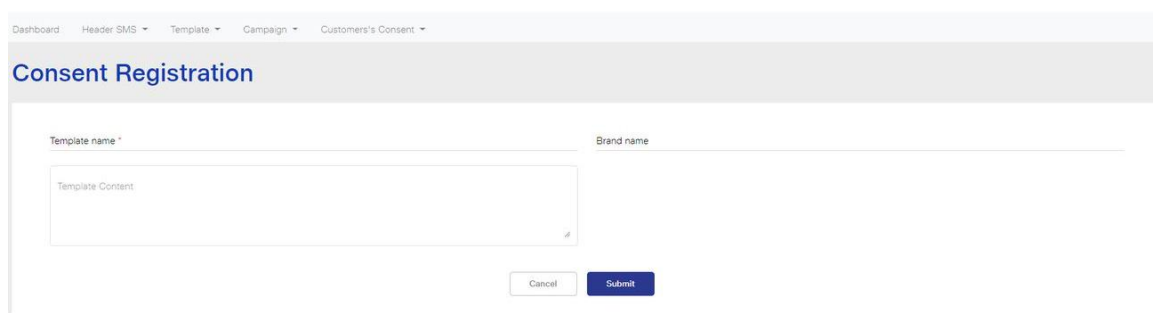
"ABC Solutions" needs Your Consent in Order to Serve You Better. We May Send You Messages About Your Account Information, Activity and Our Best Offers

We will send you updates, transactions, recommendations of our services or products being a registered customer with us

[Brand Name]: Dear Customer, thanks for visiting The Design Studio in Andheri (W) today. We would love to stay in touch with you about our new launches and promotions. To continue receiving exciting offers from us on call/SMS, please submit your consent.

Dear Mr. XYZXYZ, we are pleased on your sign up with [Brand Name] today. To receive exciting promotions and offers on SMS/call, please submit your consent.

[Brand Name] : Dear Mr. ABCABC, thank you for submitting your property-related requirement on our website today. We will keep you informed on new listings suited to you. Please give your consent for receiving these listings through call/SMS.



The screenshot shows a web application interface for 'Consent Registration'. At the top, there is a navigation bar with links: Dashboard, Header SMS, Template, Campaign, and Customers's Consent. Below the navigation bar, the title 'Consent Registration' is displayed. The form contains three input fields: 'Template name *', 'Brand name', and 'Template Consent'. The 'Template Consent' field is a larger text area. At the bottom of the form, there are two buttons: 'Cancel' and 'Submit'.

Content Template Types

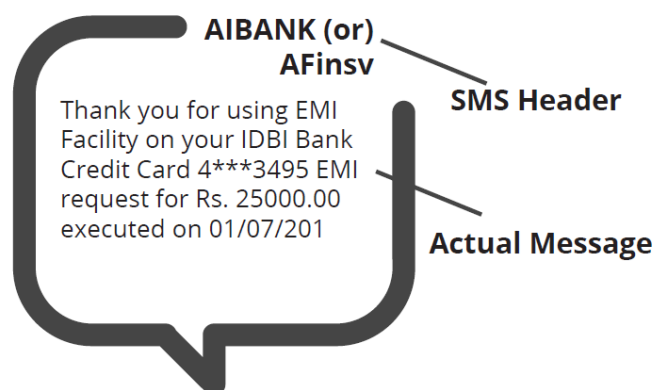
Service Inferred

Any message arising out of a customer's action or their existing relationship with the enterprise, that is not promotional, will be considered as Service-Inferred message.

What can it be used for?

- Confirmation messages of net-banking or credit/debit card transactions.
- Product purchase confirmation, delivery status, etc. from e-comm websites.
- Customer making payments through payment wallet over an e-commerce website/mobile app and an OTP is sent to complete the transaction.
- OTP's required for e-comm website, app login's, social media apps, authentication/verification links, securities trading, Demat account operations, KYC, e-wallet registration, etc.
- Messages from TSP/ISP.
- Periodic balance info, bill generation, bill dispatch, due date reminders, recharge confirmation (DTH, cable, prepaid electricity recharge, etc), delivery notifications, and any other periodic upgrades.
- Messages from retail stores related to the bill, warranty.
- Messages from schools-attendance/transport alerts.
- Messages from hospitals/clinics/pharmacies/radiologists/pathologists about registration, appointment, discharge, reports.
- Confirmatory messages from app-based services.
- Govt/DOT/TRAI mandated messages.
- Service updates from car workshops, repair shops, gadgets service centers.
- Directory services like Justdial, yellow pages.
- Day-end/month-end settlement alerts to securities/Demat account holders

Example



Actual Message	Required Template Format
Thank you for using EMI Facility on your IDBI Bank Credit Card 4***3495. EMI request for Rs. 25000.00 executed on 01/07/2019	Thank you for using EMI Facility on your IDBI Bank Credit Card {#var#}. EMI request for {#var#} executed on {#var#}
Transaction alert: 49.0 was used from your flipkart gift card 6000172013334850 for order od117666705985700000 on flipkart. Balance remaining in the card: 0.0. If you don't	Transaction alert: {#var#} was used from your {#var#} gift card {#var#} for order {#var#} on flipkart. Balance remaining in the card: {#var#}. If you don't recognize this transaction, please

<p>recognize this transaction, please reach out to http://fkrt.it/q0rbconnnn immediately.</p>	<p>reach out to {#var#} immediately.</p>
<p>Kindly note that the free look period for your insurance cancellation is 15 days from date of receipt of insurance policy. Regards, Bajaj Finance Ltd.</p>	<p>Kindly note that the free look period for your insurance cancellation is {#var#} from date of receipt of insurance policy. Regards, Bajaj Finance Ltd.</p>
<p>Dear Kishore, OTP is 2568 for order id #101794788 at daily orders phone case maker mobile app, kindly enter it to confirm your order. thank you!</p>	<p>Dear {#var#}, OTP is {#var#} for order id {#var#} at daily orders phone case maker mobile app, kindly enter it to confirm your order. thank you!</p>

Service Explicit

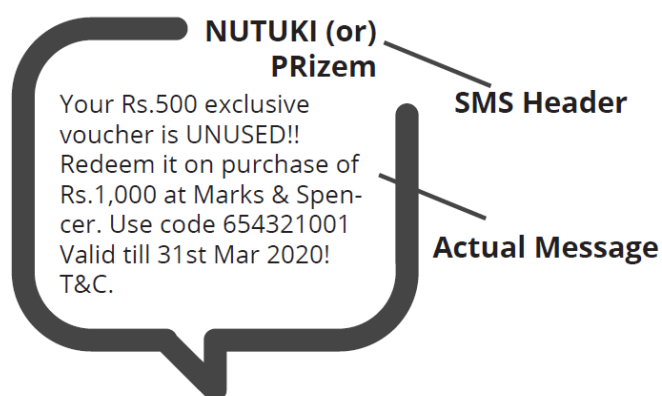
These are the messages which require explicit consent from the customer, that has been verified directly from the recipient in a robust and verifiable manner and recorded by the consent registrar. It includes any service message which doesn't fall under the service-inferred category.

Note: The customer consent template needs to be linked to content templates (Optional currently)

What can it be used for?

- Messages to the existing customers recommending or promoting their other products or services.

Example



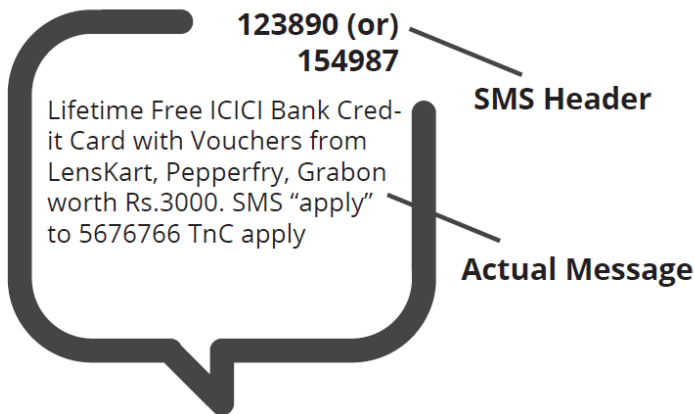
Actual Message	Required Template Format
Your Rs.500 exclusive voucher is UNUSED!! Redeem it on purchase of Rs.1,000 at Marks & Spencer. Use code 654321001 Valid till 31st Mar 2020! T&C.	Your Rs.{#var#} exclusive voucher is UNUSED!! Redeem it on purchase of Rs.{#var#} at Marks & Spencer. Use code {#var#} Valid till {#var#}! T&C.
Hi, In order to best serve you and others, could you click on mosl.co/ywq8FBjPAn to share your meeting experience with Motilal Oswal RM Raju Saha on 22nd	Hi, In order to best serve you and others, could you click on {#var#} to share your meeting experience with {#var#}
Bajaj Finserv Personal Loan needs Minimal Documentation. Fulfil your financial needs in one click http://m.BajFin.in/lphr8tFE	Bajaj Finserv Personal Loan needs Minimal Documentation. Fulfil your financial needs in one click {#var#}.

Promotional

Any message with an intention to promote or sell a product, goods, or service. Service content mixed with promotional content is also treated as promotional. These messages will be sent to customers after performing the preference and consent scrubbing function.

Note: The customer consent template needs to be linked to content templates (Optional currently)

Example



Actual Message	Required Template Format
Lifetime Free ICICI Bank Credit Card with Vouchers from LensKart, Pepperfry, Grabon worth Rs.3000. SMS "apply" to 5676766 TnC apply	Lifetime Free ICICI Bank Credit Card with Vouchers from LensKart, Pepperfry, Grabon worth Rs.{#var#}. SMS "{#var#}" to 5676766. TnC apply
Pay JUST Rs 640* pm & get Rs 83,333 for 120 months or payout of Rs 1,00,00,000 With LIC*(Life Insurance Cover) For Your Family. http://px2.in/pAD4TIs	Pay JUST Rs {#var#} pm & get Rs {#var#} for {#var#} months or payout of Rs {#var#} With LIC (Life Insurance Cover) For Your Family. {#var#}
YOU can win Rs 20,000 in Fantasy cricket use code 542321. Install Qureka Pro app now to WIN Click - https://abc.com	YOU can win Rs {#var#} in Fantasy cricket use code {#var#}. Install Qureka Pro app now to WIN Click - {#var#}

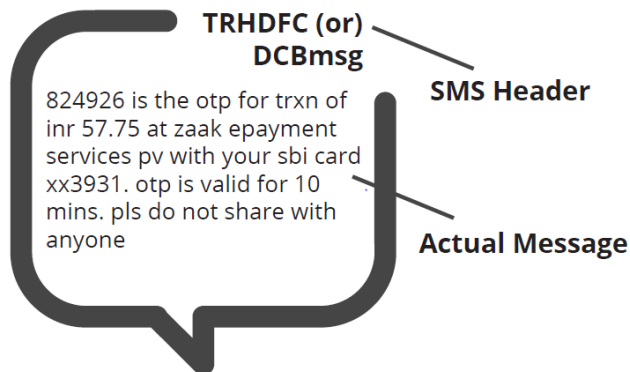
Transactional (Only for Bank OTPs)

Any message which contains OTP and requires a banking transaction initiated by a bank to customer will only be considered as transactional. This applies to all banks like national, scheduled, private, govt, and even MNC's.

What can it be used for?

- OTP message required for completing a net-banking transaction.
- OTP message required for completing credit/debit card transactions at a merchant location.

Example



Actual Message	Required Template Format
824926 is the otp for txn of INR 57.75 at zaak epayment services pv with your SBI card xx3931. OTP is valid for 10 mins. Pls do not share with anyone	{#var#} is the otp for txn of INR {#var#} at {#var#} with your SBI card {#var#}. OTP is valid for {#var#}. Pls do not share with anyone
032456 is your OTP for fund transfer for amount Rs.3,000 to Ravi. OTP valid for 8 minutes. Do not share this OTP with anyone.	{#var#} is your OTP for fund transfer for amount {#var#} to {#var#}. OTP valid for 8 minutes. Do not share this OTP with anyone.
428684 is OTP for your eComm Txn for amount Rs.15,000. OTP valid for 8 minutes. Do not share this OTP with anyone.	{#var#} is OTP for your eComm Txn for amount {#var#}. OTP valid for 8 minutes. Do not share this OTP with anyone
369147 is OTP for your premium payment for amount Rs.34,000. OTP valid for 8 minutes. Do not share this OTP with anyone.	{#var#} is OTP for your premium payment for amount {#var#}. OTP valid for 8 minutes. Do not share this OTP with anyone.
852456 is your OTP for BillDesk Payment in NetBanking. OTP valid for 8 minutes.	{#var#} is your OTP for BillDesk Payment in NetBanking. OTP valid for 8 minutes.

Do's for Content Template

- Use promotional category for communications intended to be sent from numerical sender id only.
- Transactional category to be used by banking enterprises only & for OTP messages during fund transfer; online payment; merchant transaction only.
- Choose a relevant/recognizable name for templates
- Use the message type as "TEXT" for all general messages & "Unicode" for regional messages.
- Variable {#var#} insertion to be required against values like the date; amount; a/c no; OTP; names; etc.

Don'ts for Content Template

- Header selection against irrelevant templates.
- Selecting the "Transactional" category by non-banking enterprises.
- Invalid variable format in templates.
- Using double spaces in templates (this can be pre-checked by verifying the template on notepad++ before template submission).
- Templates with less than 6 char or variable insertion alone as a template.
- Do not use external fonts or characters other than those that appear on the keyboard.



Need more help?

If you need any further help during the registration process, you can reach out to the Jio DLT support team at jio.ISOMCCSupport@ril.com



www.textlocal.in



TEXT US
TEXTLOCAL to 92205 92205



CALL US
+91 95021 95021



EMAIL US
sales@textlocal.in

Follow us:

